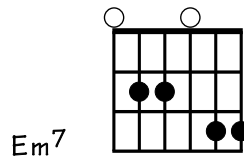
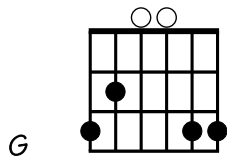


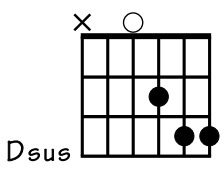
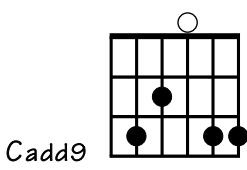
# HAVE IT YOUR WAY – kompriff 1

VERS



Guitar notation for the first system of the verse. The treble clef has a key signature of one sharp (F#) and a 3/4 time signature. The melody consists of eighth notes. The bass line consists of eighth notes. Chord changes are indicated by 'G' and 'Em7' above the staff.

3 3 3 3 3 3 3 3 | 3 3 3 3 3 3 3 3 | 0 0 0 0 0 0 0 0 | 0 0 0 0 0 0 0 0



G

Guitar notation for the second system of the verse. The treble clef has a key signature of one sharp (F#). The melody consists of eighth notes. The bass line consists of eighth notes. Chord changes are indicated by 'Cadd9', 'Dsus', and 'G' above the staff.

3 3 3 3 3 3 3 3 | 0 0 0 0 0 0 0 0 | 3 3 3 3 3 3 3 3 | 3 3 3 3 3 3 3 3

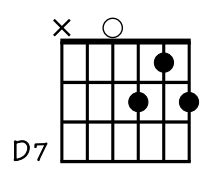
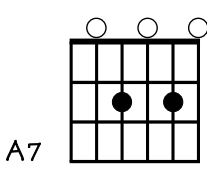
STICK

Cadd9

G

Guitar notation for the first system of the 'STICK' section. The treble clef has a key signature of one sharp (F#). The melody consists of eighth notes. The bass line consists of eighth notes. Chord changes are indicated by 'Cadd9' and 'G' above the staff.

3 3 3 3 3 3 3 3 | 3 3 3 3 3 3 3 3 | 3 3 3 3 3 3 3 3 | 3 3 3 3 3 3 3 3



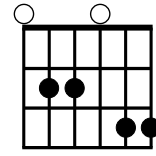
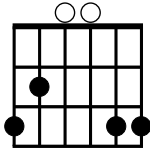
Guitar notation for the second system of the 'STICK' section. The treble clef has a key signature of one sharp (F#). The melody consists of eighth notes. The bass line consists of eighth notes. Chord changes are indicated by 'A7' and 'D7' above the staff.

0 0 0 0 0 0 0 0 | 0 0 0 0 0 0 0 0 | 0 0 0 0 0 0 0 0 | 0 0 0 0 0 0 0 0

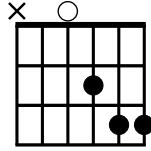
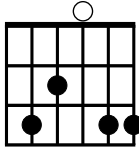
Ta om versen. Spela sedan solot på tredje sidan, sticket och versen igen. Avsluta med solot!

# Have It Your Way - kompriff 2

VERS



Guitar notation for the first system of the verse. The treble clef staff shows a melody in G major. The bass clef staff shows a bass line with triplets. Chord diagrams for G and Em7 are shown above the staff.

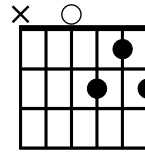
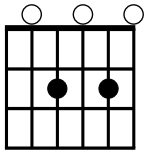


Guitar notation for the second system of the verse. The treble clef staff shows a melody in G major. The bass clef staff shows a bass line with triplets. Chord diagrams for Cadd9, Dsus, and G are shown above the staff.

STICK

Cadd9

Guitar notation for the first system of the 'STICK' section. The treble clef staff shows a melody in G major. The bass clef staff shows a bass line with triplets.



Guitar notation for the second system of the 'STICK' section. The treble clef staff shows a melody in G major. The bass clef staff shows a bass line with triplets. Chord diagrams for A7 and D7 are shown above the staff.

# Have It Your Way – solo (på versens ackordföljd)

The first system of musical notation consists of a treble clef staff with a key signature of one sharp (F#) and a 4/4 time signature. The melody is written in eighth notes. The first two measures are under the chord G, and the next two measures are under the chord Em7. Below the staff is a guitar fretboard diagram with four strings shown, indicating fingerings for each measure.

Chords: G, Em7

Fingerings: 0 0 0 1 0 0 | 3 0 0 3 0 0 | 0 0 0 1 0 0 | 3 0 0 3 0 0

The second system of musical notation continues the melody from the first system. It consists of a treble clef staff with a key signature of one sharp (F#) and a 4/4 time signature. The melody is written in eighth notes. The first two measures are under the chord Cadd9, the next two measures are under the chord Dsus, and the final measure is under the chord G. Below the staff is a guitar fretboard diagram with four strings shown, indicating fingerings for each measure.

Chords: Cadd9, Dsus, G

Fingerings: 1 0 0 0 1 0 0 0 | 3 0 0 0 1 0 0 0 | 0 0 0 1 3 3